




District Health Assessment for Multiple District 5M through March 2025

| | | Clubs | | | | | | | Membership | | | | | | | Member Strength | | Cancellation | | Reports | | | Finance | | Leadership | | |
|---------------|--|--------------|---------------------|-------------|--|-----------|-----------------|------------------------|---------------------------------|-------------------------------------|-----------------------------|---------|----------|--|---|----------------------------|-------------------------------|--------------------------------------|----------------------------|-------------------------------------|------------------------------|----------------------|----------------------------------|----------------------------------|--------------------------------|----------------------------------|--------------------------------|
| District Name | Status/ Number of Months in Status * | Active Clubs | Clubs in Status Quo | Total Clubs | % Status Quo Clubs in Financial Suspension | New Clubs | Cancelled Clubs | YTD Net Club Gain/Loss | Current Members In Active Clubs | Current Members In Status Quo Clubs | Current Total Members Count | YTD Add | YTD Drop | YTD NetGrowth (includes Active and Status Quo) | YTD NetGrowth% (includes Active and Status Quo) | Member Count 12 Months Ago | Average Member Count Per Club | % of Clubs with less than 20 members | Average Cancelled Club Age | Members Lost Due to Cancelled Clubs | % of Clubs Reporting Service | % No MMR in 3 Months | % No Officer Report in 12 months | % of Clubs with balance 90+ days | Number of Zone Chairs Recorded | Number of Region Chairs Recorded | District Officers Vacancies ** |
| 5M 1 | | 51 | 0 | 51 | 0% | 0 | 0 | 0 | 1707 | 0 | 1707 | 92 | 105 | -13 | -0.76% | 1,731 | 33 | 24% | 0 | 0 | 100% | 51% | 0% | 6% | 6 | 0 | |
| 5M 2 | | 63 | 0 | 63 | 0% | 0 | 0 | 0 | 2308 | 0 | 2308 | 199 | 146 | 53 | 2.35% | 2,272 | 37 | 21% | 0 | 0 | 100% | 29% | 0% | 2% | 8 | 0 | |
| 5M 3 | T(24) | 34 | 0 | 34 | 0% | 0 | 1 | -1 | 989 | 0 | 989 | 67 | 69 | -2 | -0.20% | 1,008 | 29 | 26% | 62 | 12 | 100% | 32% | 0% | 0% | 3 | 0 | 1st VDG |
| 5M 4 | | 53 | 0 | 53 | 0% | 1 | 0 | 1 | 1432 | 0 | 1432 | 106 | 86 | 20 | 1.42% | 1,418 | 27 | 36% | 0 | 0 | 94% | 57% | 0% | 6% | 6 | 0 | |
| 5M 5 | | 37 | 0 | 37 | 0% | 0 | 0 | 0 | 1350 | 0 | 1350 | 103 | 92 | 11 | 0.82% | 1,347 | 36 | 30% | 0 | 0 | 100% | 38% | 0% | 5% | 6 | 1 | |
| 5M 6 | T(24) | 31 | 0 | 31 | 0% | 0 | 1 | -1 | 1238 | 0 | 1238 | 141 | 92 | 49 | 4.12% | 1,203 | 40 | 29% | 70 | 11 | 94% | 32% | 0% | 0% | 3 | 0 | |
| 5M 7 | | 51 | 0 | 51 | 0% | 0 | 0 | 0 | 1712 | 0 | 1712 | 142 | 104 | 38 | 2.27% | 1,711 | 34 | 22% | 0 | 0 | 100% | 35% | 0% | 8% | 8 | 0 | |
| 5M 8 | | 71 | 0 | 71 | 0% | 0 | 0 | 0 | 2785 | 0 | 2785 | 140 | 167 | -27 | -0.96% | 2,803 | 39 | 7% | 0 | 0 | 96% | 31% | 0% | 3% | 9 | 0 | |
| 5M 9 | | 64 | 0 | 64 | 0% | 2 | 0 | 2 | 1981 | 0 | 1981 | 233 | 135 | 98 | 5.20% | 1,936 | 31 | 33% | 0 | 0 | 98% | 45% | 0% | 2% | 8 | 0 | |
| 5M 10 | T(24) | 21 | 0 | 21 | 0% | 0 | 2 | -2 | 690 | 0 | 690 | 108 | 77 | 31 | 4.70% | 658 | 33 | 38% | 74 | 31 | 100% | 19% | 0% | 14% | 6 | 1 | |
| 5M 11 | | 45 | 0 | 45 | 0% | 0 | 0 | 0 | 1226 | 0 | 1226 | 61 | 65 | -4 | -0.33% | 1,250 | 27 | 40% | 0 | 0 | 89% | 42% | 2% | 9% | 10 | 0 | |
| | | 521 | 0 | 521 | 0% | 3 | 4 | -1 | 17418 | 0 | 17418 | 1392 | 1138 | 254 | 1.48% | 17,337 | 33 | 26% | 70 | 54 | 97% | 39% | 0% | 4% | 73 | 2 | |




District Health Assessment for Multiple District 5 through March 2025

|  | | Clubs | | | | | | | Membership | | | | | | | Member Strength | | Cancellation | | Reports | | | Finance | Leadership | | | |
|--|---|--------------|---------------------|-------------|--|-----------|-----------------|------------------------|---------------------------------|-------------------------------------|-----------------------------|---------|----------|--|---|----------------------------|-------------------------------|--------------------------------------|----------------------------|-------------------------------------|------------------------------|----------------------|----------------------------------|----------------------------------|--------------------------------|----------------------------------|--------------------------------|
| District Name | Status/ Number of Months in Status * | Active Clubs | Clubs in Status Quo | Total Clubs | % Status Quo Clubs in Financial Suspension | New Clubs | Cancelled Clubs | YTD Net Club Gain/Loss | Current Members In Active Clubs | Current Members In Status Quo Clubs | Current Total Members Count | YTD Add | YTD Drop | YTD NetGrowth (includes Active and Status Quo) | YTD NetGrowth% (includes Active and Status Quo) | Member Count 12 Months Ago | Average Member Count Per Club | % of Clubs with less than 20 members | Average Cancelled Club Age | Members Lost Due to Cancelled Clubs | % of Clubs Reporting Service | % No MMR in 3 Months | % No Officer Report in 12 months | % of Clubs with balance 90+ days | Number of Zone Chairs Recorded | Number of Region Chairs Recorded | District Officers Vacancies ** |
| 5 NE | T(24) | 53 | 0 | 53 | 0% | 1 | 0 | 1 | 1211 | 0 | 1211 | 101 | 106 | -5 | -0.41% | 1,216 | 23 | 55% | 0 | 0 | 45% | 51% | 0% | 13% | 7 | 0 | GST |
| 5 NW | T(24) | 46 | 0 | 46 | 0% | 0 | 0 | 0 | 1228 | 0 | 1228 | 84 | 102 | -18 | -1.44% | 1,203 | 27 | 41% | 0 | 0 | 50% | 48% | 2% | 15% | 4 | 1 | |
| 5 SE | T(24) | 40 | 0 | 40 | 0% | 0 | 0 | 0 | 1036 | 0 | 1036 | 62 | 63 | -1 | -0.10% | 1,050 | 26 | 33% | 0 | 0 | 100% | 53% | 8% | 10% | 4 | 0 | |
| 5 SW | T(24) | 29 | 0 | 29 | 0% | 0 | 0 | 0 | 565 | 0 | 565 | 15 | 42 | -27 | -4.56% | 596 | 19 | 69% | 0 | 0 | 17% | 76% | 21% | 24% | 7 | 1 | 2nd VDG |
| | | 168 | 0 | 168 | 0% | 1 | 0 | 1 | 4040 | 0 | 4040 | 262 | 313 | -51 | -1.25% | 4,065 | 24 | 48% | 0 | 0 | 55% | 55% | 6% | 15% | 22 | 2 | |




District Health Assessment for Multiple District 9 through March 2025

|  | | Clubs | | | | | | | Membership | | | | | | | Member Strength | | Cancellation | | Reports | | | Finance | Leadership | | | |
|--|---|--------------|---------------------|-------------|--|-----------|-----------------|------------------------|---------------------------------|-------------------------------------|-----------------------------|---------|----------|--|---|----------------------------|-------------------------------|--------------------------------------|----------------------------|-------------------------------------|------------------------------|----------------------|----------------------------------|----------------------------------|--------------------------------|----------------------------------|--------------------------------|
| District Name | Status/ Number of Months in Status * | Active Clubs | Clubs in Status Quo | Total Clubs | % Status Quo Clubs in Financial Suspension | New Clubs | Cancelled Clubs | YTD Net Club Gain/Loss | Current Members In Active Clubs | Current Members In Status Quo Clubs | Current Total Members Count | YTD Add | YTD Drop | YTD NetGrowth (includes Active and Status Quo) | YTD NetGrowth% (includes Active and Status Quo) | Member Count 12 Months Ago | Average Member Count Per Club | % of Clubs with less than 20 members | Average Cancelled Club Age | Members Lost Due to Cancelled Clubs | % of Clubs Reporting Service | % No MMR in 3 Months | % No Officer Report in 12 months | % of Clubs with balance 90+ days | Number of Zone Chairs Recorded | Number of Region Chairs Recorded | District Officers Vacancies ** |
| 9 EC | T(24) | 42 | 0 | 42 | 0% | 0 | 0 | 0 | 1071 | 0 | 1071 | 56 | 84 | -28 | -2.55% | 1,118 | 26 | 43% | 0 | 0 | 60% | 64% | 2% | 0% | 5 | 3 | |
| 9 MC | T(24) | 38 | 0 | 38 | 0% | 0 | 2 | -2 | 801 | 0 | 801 | 42 | 91 | -49 | -5.76% | 856 | 21 | 55% | 16 | 24 | 29% | 63% | 3% | 13% | 2 | 0 | 1st VDG,2nd VDG |
| 9 NC | T(24) | 33 | 0 | 33 | 0% | 0 | 2 | -2 | 784 | 0 | 784 | 26 | 58 | -32 | -3.92% | 824 | 24 | 52% | 74 | 20 | 24% | 55% | 12% | 12% | 0 | 0 | 1st VDG |
| 9 NE | T(24) | 40 | 0 | 40 | 0% | 0 | 1 | -1 | 1073 | 0 | 1073 | 51 | 66 | -15 | -1.38% | 1,103 | 27 | 48% | 83 | 11 | 63% | 48% | 0% | 0% | 7 | 0 | 1st VDG,GLT |
| 9 NW | T(24) | 30 | 0 | 30 | 0% | 0 | 0 | 0 | 607 | 0 | 607 | 41 | 32 | 9 | 1.51% | 604 | 20 | 50% | 0 | 0 | 90% | 50% | 7% | 7% | 1 | 0 | GLT,GMT |
| 9 SE | T(24) | 38 | 0 | 38 | 0% | 0 | 0 | 0 | 765 | 0 | 765 | 34 | 38 | -4 | -0.52% | 791 | 20 | 61% | 0 | 0 | 39% | 58% | 0% | 3% | 4 | 0 | 1st VDG,2nd VDG,GST |
| 9 SW | T(24) | 44 | 0 | 44 | 0% | 0 | 1 | -1 | 1164 | 0 | 1164 | 70 | 84 | -14 | -1.19% | 1,180 | 26 | 43% | 54 | 8 | 52% | 45% | 0% | 11% | 0 | 0 | 1st VDG |
| | | 265 | 0 | 265 | 0% | 0 | 6 | -6 | 6265 | 0 | 6265 | 320 | 453 | -133 | -2.08% | 6,476 | 24 | 50% | 53 | 63 | 51% | 55% | 3% | 6% | 19 | 3 | |



District Health Assessment for Multiple District 27 through March 2025

|  | | Clubs | | | | | | | Membership | | | | | | | Member Strength | | Cancellation | | Reports | | | Finance | Leadership | | | |
|--|---|--------------|---------------------|-------------|--|-----------|-----------------|------------------------|---------------------------------|-------------------------------------|-----------------------------|---------|----------|--|---|----------------------------|-------------------------------|--------------------------------------|----------------------------|-------------------------------------|------------------------------|----------------------|----------------------------------|----------------------------------|--------------------------------|----------------------------------|--------------------------------|
| District Name | Status/ Number of Months in Status * | Active Clubs | Clubs in Status Quo | Total Clubs | % Status Quo Clubs in Financial Suspension | New Clubs | Cancelled Clubs | YTD Net Club Gain/Loss | Current Members In Active Clubs | Current Members In Status Quo Clubs | Current Total Members Count | YTD Add | YTD Drop | YTD NetGrowth (includes Active and Status Quo) | YTD NetGrowth% (includes Active and Status Quo) | Member Count 12 Months Ago | Average Member Count Per Club | % of Clubs with less than 20 members | Average Cancelled Club Age | Members Lost Due to Cancelled Clubs | % of Clubs Reporting Service | % No MMR in 3 Months | % No Officer Report in 12 months | % of Clubs with balance 90+ days | Number of Zone Chairs Recorded | Number of Region Chairs Recorded | District Officers Vacancies ** |
| 27 A1 | | 51 | 0 | 51 | 0% | 0 | 0 | 0 | 1917 | 0 | 1917 | 137 | 147 | -10 | -0.52% | 1,940 | 38 | 31% | 0 | 0 | 57% | 33% | 0% | 6% | 5 | 0 | |
| 27 A2 | | 38 | 0 | 38 | 0% | 0 | 1 | -1 | 1275 | 0 | 1275 | 80 | 75 | 5 | 0.39% | 1,300 | 34 | 24% | 21 | 0 | 63% | 29% | 3% | 11% | 8 | 0 | |
| 27 B1 | | 64 | 0 | 64 | 0% | 0 | 0 | 0 | 1795 | 0 | 1795 | 122 | 151 | -29 | -1.59% | 1,834 | 28 | 36% | 0 | 0 | 89% | 36% | 0% | 3% | 12 | 0 | |
| 27 B2 | | 67 | 0 | 67 | 0% | 0 | 0 | 0 | 2071 | 0 | 2071 | 99 | 141 | -42 | -1.99% | 2,143 | 31 | 31% | 0 | 0 | 73% | 49% | 0% | 6% | 10 | 0 | 2nd VDG |
| 27 C1 | | 51 | 0 | 51 | 0% | 0 | 0 | 0 | 1343 | 0 | 1343 | 42 | 68 | -26 | -1.90% | 1,370 | 26 | 25% | 0 | 0 | 39% | 51% | 0% | 4% | 0 | 0 | 2nd VDG, GLT, GMT, GST |
| 27 C2 | | 40 | 0 | 40 | 0% | 0 | 0 | 0 | 1450 | 0 | 1450 | 102 | 99 | 3 | 0.21% | 1,447 | 36 | 28% | 0 | 0 | 50% | 45% | 3% | 10% | 7 | 5 | DG, 2nd VDG |
| 27 D1 | | 57 | 0 | 57 | 0% | 0 | 0 | 0 | 2044 | 0 | 2044 | 102 | 145 | -43 | -2.06% | 2,101 | 36 | 28% | 0 | 0 | 65% | 42% | 0% | 12% | 12 | 0 | |
| 27 D2 | | 47 | 0 | 47 | 0% | 0 | 0 | 0 | 1580 | 0 | 1580 | 122 | 123 | -1 | -0.06% | 1,612 | 34 | 30% | 0 | 0 | 55% | 36% | 2% | 2% | 8 | 5 | |
| 27 E1 | | 43 | 0 | 43 | 0% | 0 | 0 | 0 | 1394 | 0 | 1394 | 94 | 108 | -14 | -0.99% | 1,417 | 32 | 28% | 0 | 0 | 63% | 35% | 0% | 5% | 7 | 0 | GST |
| 27 E2 | | 44 | 0 | 44 | 0% | 1 | 1 | 0 | 1592 | 0 | 1592 | 95 | 99 | -4 | -0.25% | 1,619 | 36 | 27% | 27 | 13 | 80% | 25% | 0% | 7% | 7 | 0 | |
| | | 502 | 0 | 502 | 0% | 1 | 2 | -1 | 16461 | 0 | 16461 | 995 | 1156 | -161 | -0.97% | 16,783 | 33 | 29% | 24 | 13 | 65% | 39% | 1% | 6% | 76 | 10 | |

* - District Status: P - Provisional, T - Transitional.
** - District Officers Vacancies: DG - District Governor, 1st VDG - First Vice District Governor, 2nd VDG - Second Vice District Governor.